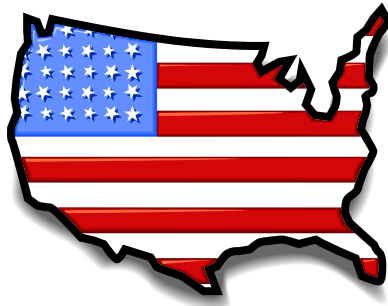


State Float Project



My state is: _____

Your assignment is to research a state and design a parade float for your state. Your parade float should be made out of a small box. You can use drawings, pictures, or other items to decorate your float. By looking at your float, your audience should be able to see important things about your state. Pictures are to be hand drawn or can be cut out from brochures that are sent from the state. - NOT PRINTED OFF THE INTERNET!!

This project is worth 50 points:

Information	25 points
Effort	15 points
Creativity	10 points


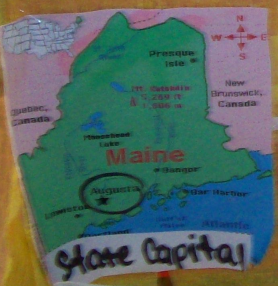
Information that **must** be on your float:

- ★ State name
- ★ State flower – Hand Drawn
- ★ State bird – Hand Drawn
- ★ State tree – Hand Drawn
- ★ Date of statehood
- ★ State flag – Hand Drawn
- ★ State capital
- ★ Large cities
- ★ Landmarks & Tourist attractions
- ★ State motto
- ★ State Map – Hand Drawn

Other fun information:

- ★ State fossil
- ★ State dance
- ★ State mineral
- ★ State quarter
- ★ State animal
- ★ State fish
- ★ State insect
- ★ State reptile

This project is due:
Wednesday, May 11



Chocolate Moose
Scarborough, Maine
A life-sized moose, designed to look like chocolate — and that's just what it is. Chocolate — about 1000 lbs. — create moose.

Desert of Maine
Freeport, Maine
An accidentally created moose sculpture, was converted to tourmaline in 1991.